

**CORSETTERIA, INTIMO,
COSTUMI DA BAGNO**

LINGERIE, UNDERWEAR AND
BATHING-SUITS

LINGERIE ET CORSETTERIE, SOUS-
VÊTEMENT, MAILLOTS DE BAIN

LINGERIE, DAMENUNTERWÄSCHE,
BADENANZÜGE

CORSETERIA, LENCERIA Y TRAJES
DE BAÑO

LINGERIE, RETROSARIA, FATOS
DE BANHO

**DESCRIZIONE
PAGINA TIPO**

**EXAMPLE
OF PAGE**

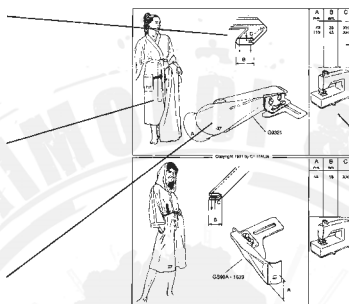
**EXAMPLE
DE PAGE**

**EJEMPLO
DE PAGINA**

disegno lavoro
drawing
croquis
sección trabajo

tipo di lavorazione
kind of work
type de travail
tipo de trabajo

tipo di guida
attachment code
référence
tipo de guía



misure guida
attachment sizes
mesures du guide
medidas de guía

macchina consigliata
suggested machine
machine sugerée
máquina aconsejado

**DESCRIZIONE
SIMBOLI GRAFICI**

**SYMBOL
DESCRIPTIONS**

**DESCRIPTION
DES SYMBOLES**

**DESCRIPCION
DE SIMBOLOS**

	trasporto griffa inferiore bottom feeding entraînement par griffe arrastré diente inferior
	trasporto punta ago needle feeding entraînement par aiguille aguja acompañante
	trasporto griffa inferiore e superiore upper and bottom feeding entraînements supérieur et inférieur arrastré superior e inferior

	triplice trasporto walking foot machine entraînement unisson triple arrastre
	coltello centrale central knife couteau central cuchilla central

NOTE

NOTES

NOTES

NOTAS

Le simbologie che definiscono gli spessori relativi ai materiali sono le seguenti:

- L= Leggero
- M= Medio
- MH= Medio pesante
- H= Pesante
- XH= Extra pesante

Le misure che indicano l'uscita delle guide sono indicative e possono variare a seconda dei materiali usati.

The following symbols are relating to the thickness of the material

- L= Light
- M= Medium
- MH= Medium heavy
- H= Heavy
- XH= Extra heavy

The finished size of the attachment can change depending on the fabric used.

Les symboles suivantes se réfèrent aux épaisseurs des matériaux

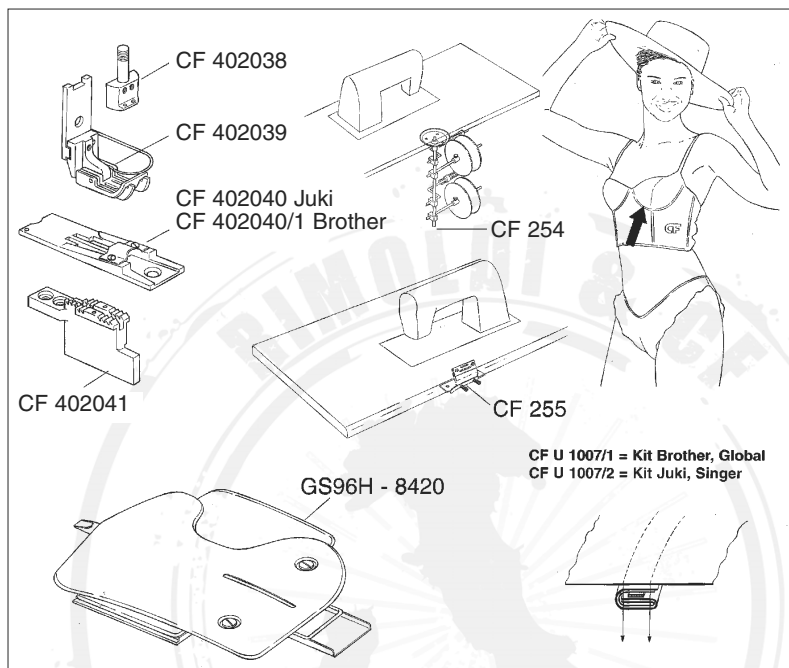
- L= Leger
- M= Moyen
- MH= Moyen épais
- H= Epais
- XH= Très épais

La mesure finie peut changer selon les épaisseurs des tissus.

Los simbolos que definen los grosos relativos a los materiales son los siguientes:

- L= Ligero
- M= Medio
- MH= Medio pesado
- H= Pesado
- XH= Extra pesado

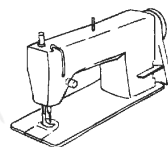
Las medidas que indican la salida de las guías son indicativas y pueden variar segun el material usado.



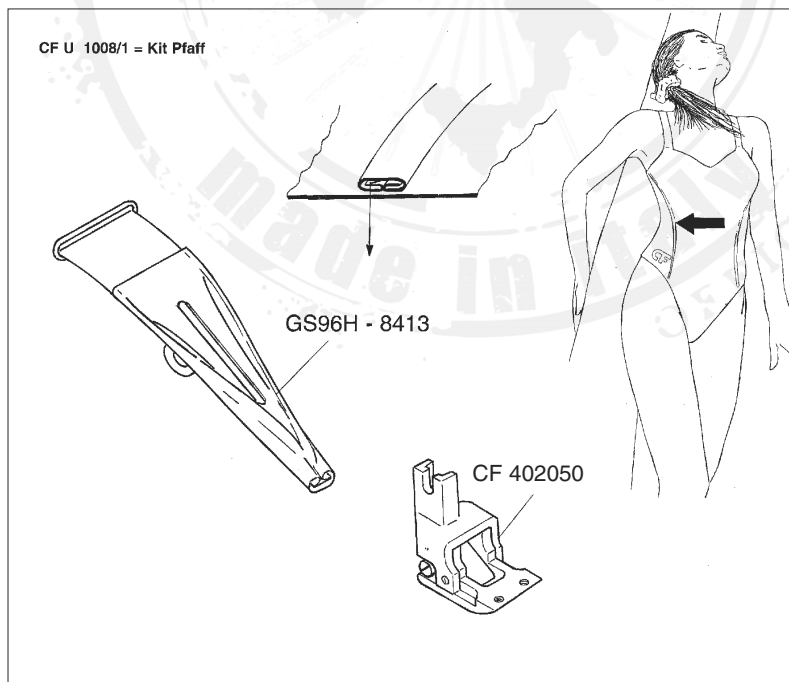
CF U 1007/1 = Kit Brother, Global
CF U 1007/2 = Kit Juki, Singer

A mm.	Entrata fettuccia mm.	Entrata rinforzo mm.
5,4	28	24




UNITA' COMPLETA
CF 4610 *



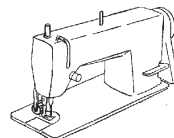
GLOBAL DN 842
JUKI LH 3128
BROTHER LT2 B841
SINGER 212 A141 AA



CF U 1008/1 = Kit Pfaff

		
30 24	10 8	M M

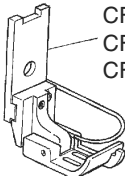
UNITA' COMPLETA
CF 4650 *



PFAFF 438, 938





CF 402055 Global, Juki, Brother, Singer
 CF 402058 Necchi
 CF 402059 Pfaff



GS96H - 8383

CF U 1009/1 = Kit Juki, Brother
 CF U 1009/2 = Kit Necchi
 CF U 1009/3 = Kit Pfaff

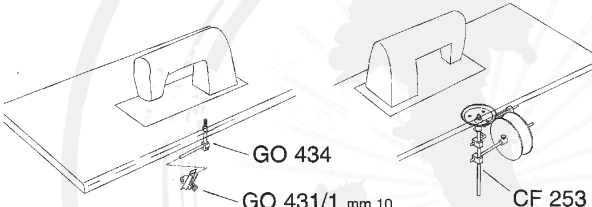




GO 434

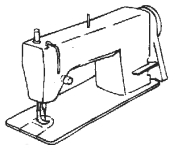
GO 431/1 mm 10

CF 253





A mm.	Entrata tubetto mm.	
4,8	10	
6,4	10	

**UNITA' COMPLETA
CF 4670 ***



**GLOBAL DN 842
 JUKI LH 3128
 BROTHER LT2 B841
 SINGER 212 A141 AA
 PFAFF 442**





GO 434/7

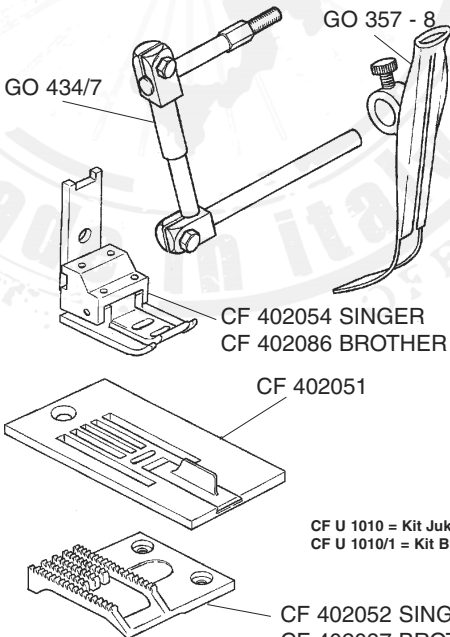
GO 357 - 8

CF 402054 SINGER
 CF 402086 BROTHER

CF 402051

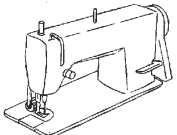
CF U 1010 = Kit Juki
 CF U 1010/1 = Kit Brother

CF 402052 SINGER
 CF 402087 BROTHER




A mm.		
8	$\frac{1}{4}$	L

**UNITA' COMPLETA
CF 4710 ***



**JUKI LZ 2280
 SINGER 457
 BROTHER B856**



GO 434/7

GO 375

CF 402053

A mm.	Entrata mm.	
3,2	12	L
4,8	16	L
6,4	20	L

GLOBAL DN 842
JUKI LH 3128
BROTHER LT2 B841
SINGER 212 A 141 AA

2

CF 402045 SINGER
CF 402084 BROTHER

CF U 1011/1 = Kit Juki, Singer
CF U 1011/2 = Kit Brother

CF 1010

CF 402046

CF 402085 BROTHER
CF 402047 SINGER

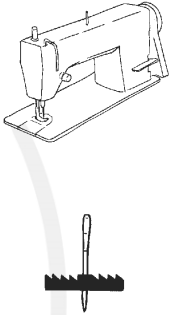
CF 1011

A mm.		

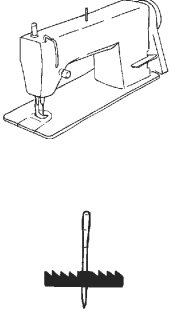
UNITA' COMPLETA
CF 4620 *

JUKI LZ 2280 ZIG ZAG
SINGER ZIG ZAG 457
BROTHER B856

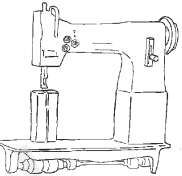
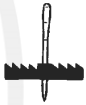
GS90H - 8626

A		
mm.		
4,8		
6,4		
		

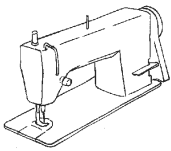
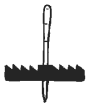
GS88H - 8453

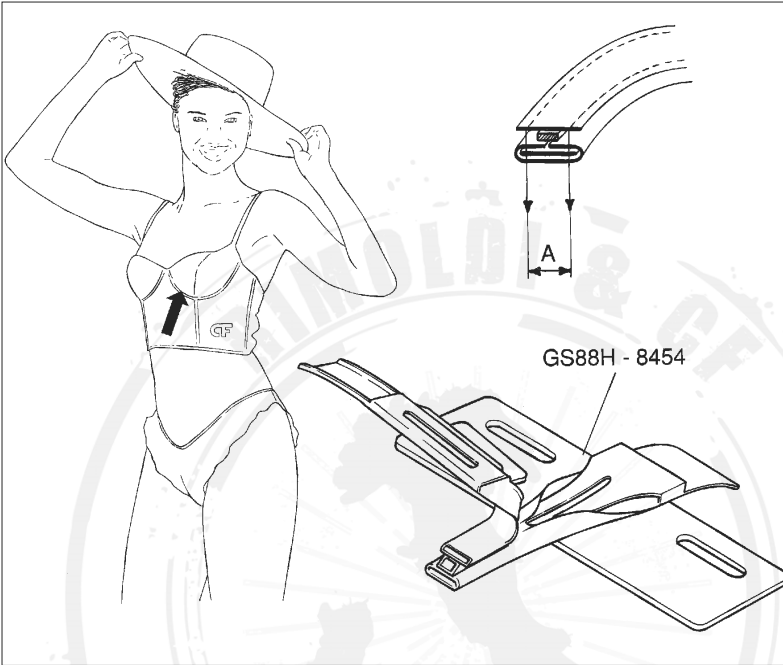
A		
mm.		
6,4		
8		
		

GS88H - 8455

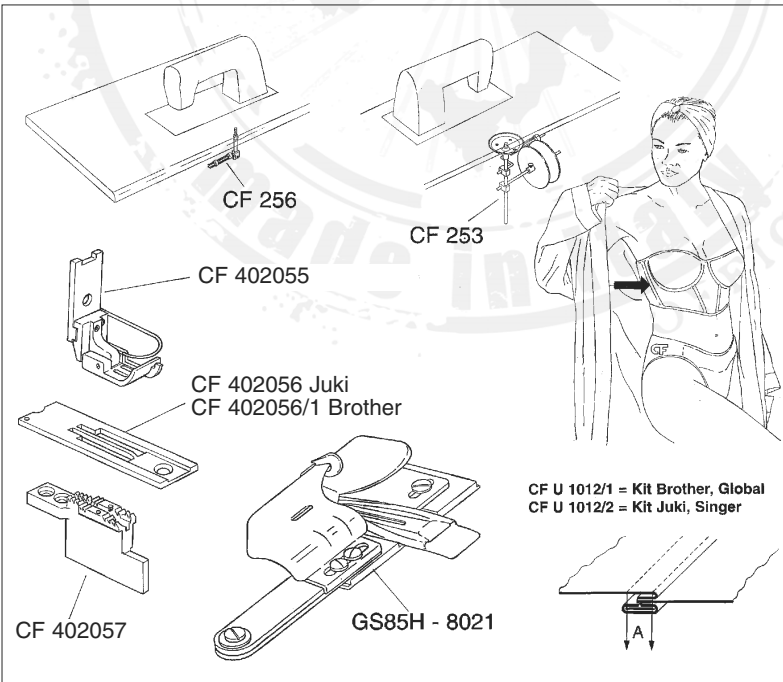
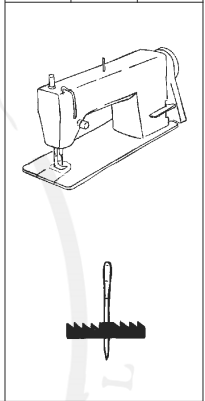
A		
mm.		
4,8		
6,4		
		
		

GS91A - 1638

A		
mm.		
3,2		
4,8		
6,4		
UNITA' COMPLETA CF 3800 *		
		
		

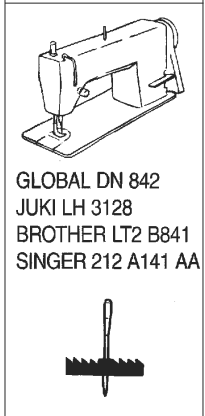


A mm.		
4,8		
6,4		



A mm.	Entrata fettuccia mm.	Passaggio
3,2	14	L
4,8	17	L
6,4	20	L

**UNITA' COMPLETA
CF 4000 ***

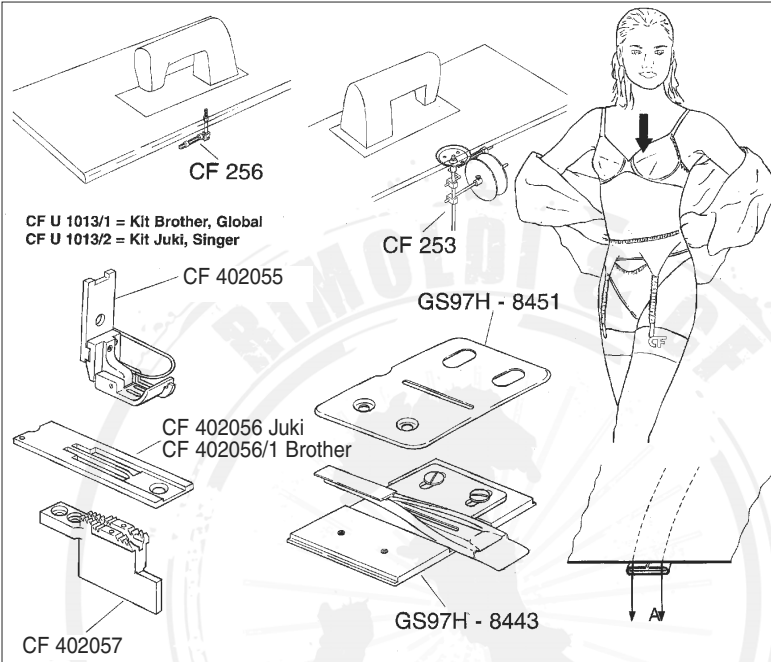


A		
mm.		
4,8		
6,4		

GS91H - 8777

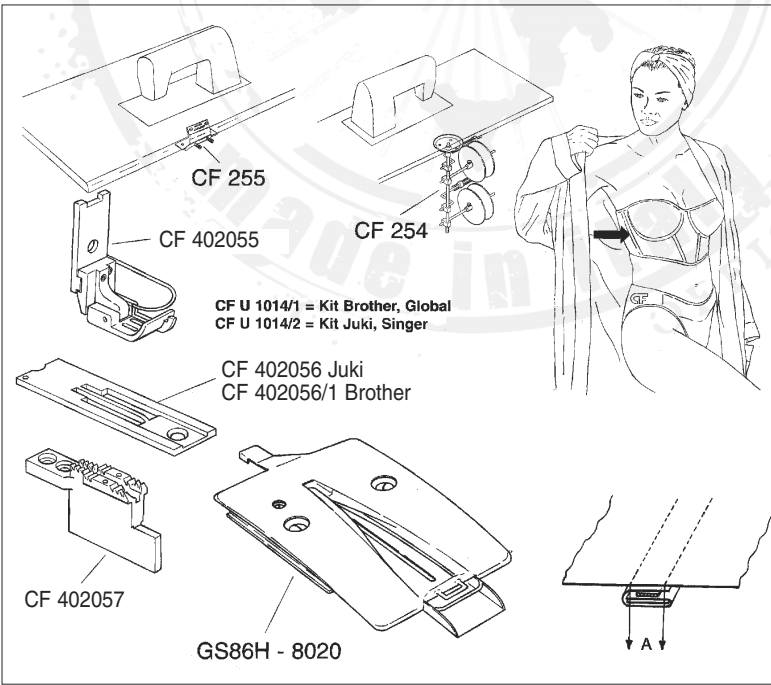
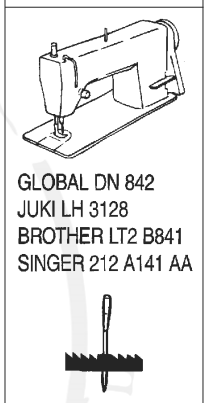
A		
mm.		
4,8		
6,4		

GS90H - 8625



A mm.	Entrata fettuccia mm.	Passaggio
3,2	14	L
4,8	17	L
6,4	20	L

UNITA' COMPLETA
CF 4660 *

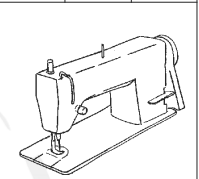
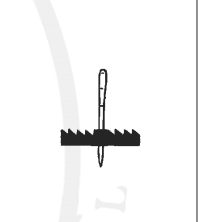


A mm.	Entrata fettuccia mm.	Entrata rinforzo mm.
4,8	25	7
6,4	30	9

UNITA' COMPLETA
CF 4640 *

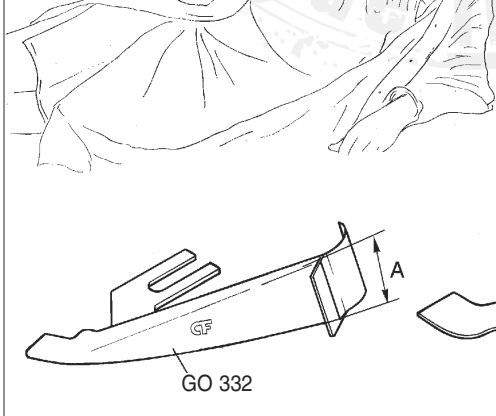


A mm.	B mm.
30	7,5
40	9,5

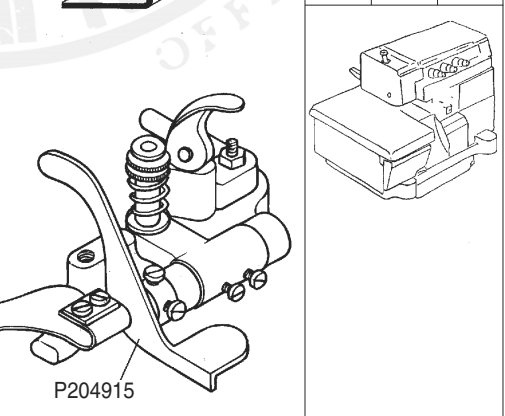



GS91H - 8768

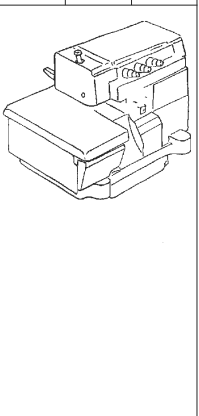
A mm.	B mm.
19	9



GO 332



P204915



GS86A-1060

GS86G-7097

A		
mm.		
10		
12		
14		

A mm.	B mm.	C
55	20	L-M
70	25	L-M-H
80	30	L-M-H
90	35	L-M-H
100	40	L-M-H

GO 265

A mm.	B mm.
5	7+10 11+15

GO 268 SET

GS88H - 8483

A mm.	B mm.
6	8
6	10
6	12

GO 370

A mm.	B mm.	C
16	4	L
18	4,5	M
20	5	M
22	6	M
25	7	M
30	8	M
35	10	M
40	12	M
45	15	M
50	18	M

UNITA' COMPLETA
CF 2905 *

GO 130 SET

A mm.	B mm.	C
19	5	M
22	6	M
25	7	M
28	8	M
30	9	M
32	10	M
35	11	M
40	12	M
45	14	M

Pfaff 487

GO 445

A mm.	B mm.	C
20	8	M
30	13	M
40	18	M

GO 269 SET

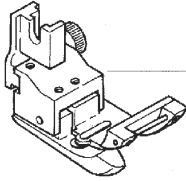
A mm.	B mm.	C mm.
12	6	0-15
14	7	
18	9	
20	10	
22	11	
24	12	

GO 405

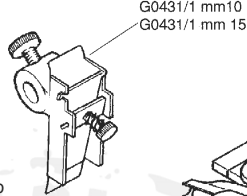
A mm.	B mm.	C mm.
22	8	1,5
27	10	1,3
32	12	1,7
38	16	1,7

A		
mm.		
22-26		
28-32		
31-35		
34-38		
41-45		

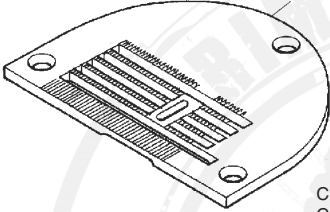
A		
mm.		
8-11		
12-14		
15-18		
18-22		



CF 402013 Pfaff Global
 CF 402010 Durkopp
 CF 402007 Singer-Juki
 CF 402082 Brother 856



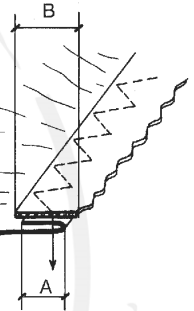
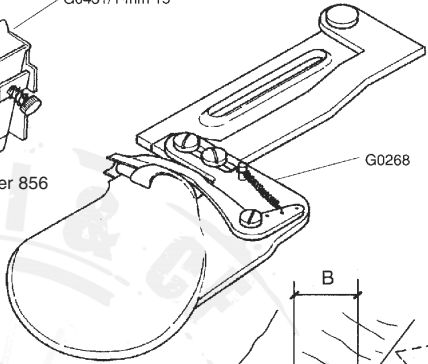
CF 402014 Pfaff
 CF 402015 Durkopp
 CF 402008 Singer-Juki Brother 856
 CF 402034 Global



CF 402016 Pfaff
 CF 402017 Durkopp
 CF 402009 Singer-Juki
 CF 402036 Global
 CF 402083 Brother 856

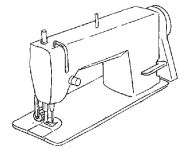
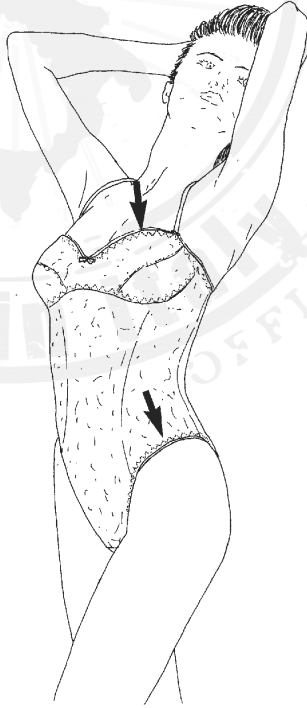
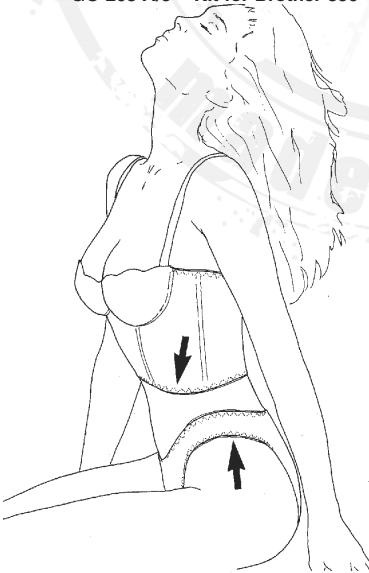


GO 268 A/1 = Kit for Pfaff
 GO 268 A/2 = Kit for Durkopp
 GO 268 A/3 = Kit for Singer-Juki
 GO 268 A/4 = Kit for Global
 GO 268 A/5 = Kit for Brother 856



A mm	B mm
5	7÷10
7	11÷15

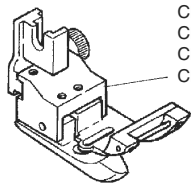
UNITA' COMPLETA
 CF 4600 *



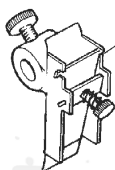
Pfaff 418 e 918
 Durkopp 267
 Juki LZ 2286
 Singer 457/135
 Global ZZ 560
 Brother 856



Three Stitch

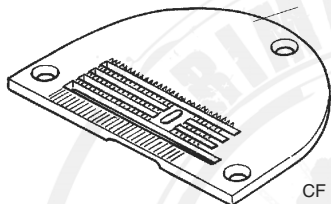


CF 402018 Pfaff Global
CF 402031 Durkopp
CF 402029 Singer-Juki
CF 402080 Brother 856

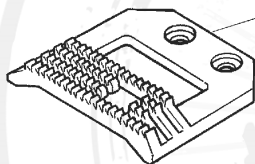


GO 431/1 mm 10
GO 431/1 mm 15

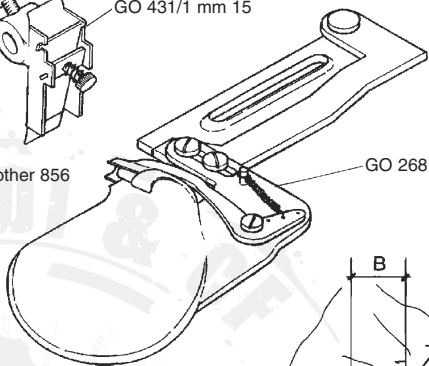
CF 402019 Pfaff
CF 402026 Durkopp
CF 402032 Singer-Juki Brother 856
CF 402035 Global



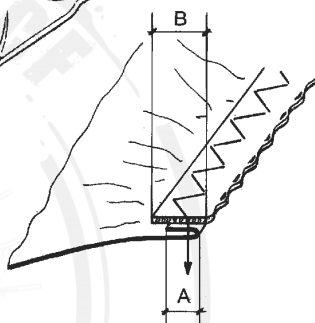
CF 402027 Pfaff
CF 402028 Durkopp
CF 402030 Singer-Juki
CF 402037 Global
CF 402081 Brother 856



GO 268 B/1 = Kit for Pfaff
GO 268 B/2 = Kit for Durkopp
GO 268 B/3 = Kit for Singer-Juki
GO 268 B/4 = Kit for Global
GO 268 B/5 = Kit for Brother 856

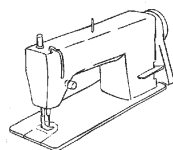


GO 268



A mm	B mm
5	7+10
7	11+15

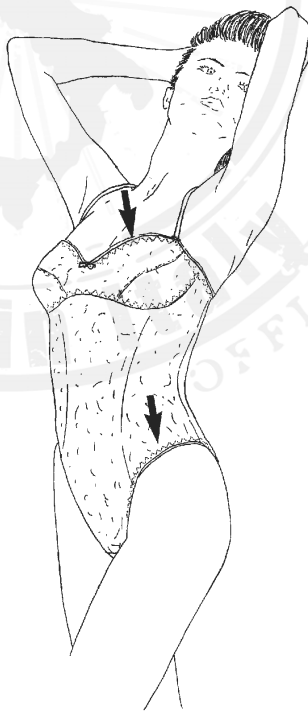
UNITA' COMPLETA
CF 4700 *

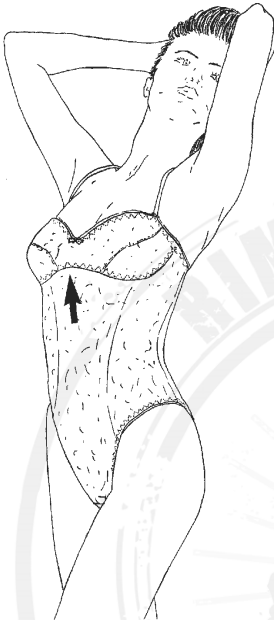
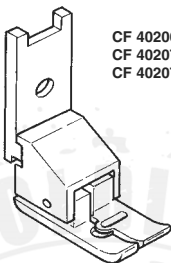
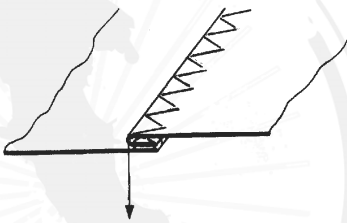
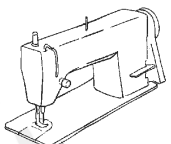




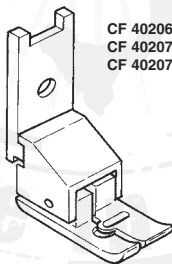
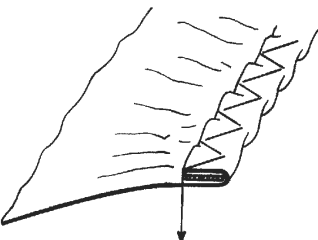

Pfaff 438 e 938
Durkopp 265
Juki LZ 2280
Singer 457/105
Global ZZ 560
Brother B856



Zig Zag



  <p>CF 402060 Brother 856 CF 402074 Pfaff, Durkopp, Global CF 402075 Singer-Juki</p> 	<p>Ribattitura di due teli precedentemente uniti</p>
	 <p>Pfaff 438 e 938 Durkopp 265 Juki LZ 2280 Singer 457/105 Global ZZ 560 Brother 856</p>  <p>Zig Zag</p>

  <p>CF 402060 Brother 856 CF 402074 Pfaff, Durkopp, Global CF 402075 Singer-Juki</p> 	<p>Ribattitura elastico precedentemente unito</p>
	<p>Pfaff 438 e 938 Durkopp 265 Juki LZ 2280 Singer 457/105 Global ZZ 560 Brother 856</p>  <p>Zig Zag</p>

GS91A - 1783

A mm.	B mm.	C mm.
25	6	5
28	6,5	6
30	7	6

GS91G - 7547

A mm.	B mm.	C mm.
28	6,5	4
30	7	5
32	7,5	5

A	B	C
mm.	mm.	mm.
24	8	2
28	10	2
32	12	2
35	14	2
38	15	2
42	17	2
46	19	2
50	21	2
55	23	2
60	25	2

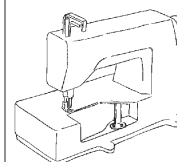
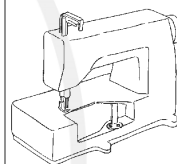
A	B	C
mm.	mm.	
55	20	L,M
70	25	L,M,H
80	30	L,M,H
90	35	L,M,H
100	40	L,M,H

**UNITA' COMPLETA
CF 1900 ***

Brother 774
Pfaff 487
Juki DLU 5494
Durkopp 219

A mm.	B mm.	C mm.
24	6	2
28	7	2
30	8	2
32	9	2
35	10	2
38	12	2
42	14	2
45	15	2
48	16	2
52	18	2
56	20	2
60	22	2
66	25	2

A mm.	B mm.	C mm.
15	7,5	1
20	10	1,4
25,5	12,5	1,5 - 2
32	16	1,5 - 2
38	19	2 - 2,7
44,5	22	2 - 3
51	25,5	2 - 3,2
63,5	32	2 - 3,5
70	35	2
80	39	2,5
100	50	2,5
120	60	2,5
130	65	2,5



A	B
mm.	mm.
6	8
8	10
10	12

GO 247

A	B	C
mm.	mm.	
6	10	L
8	12	M
8	14	M,H
12	16	M,H
12	20	M,H

GO 250

A mm.	B
7	M
9	M
10	M

GO 358

2

A mm.	B
7	M
8	M
9	M
10	M-H
12	H

GO 359

- GO 432 - Rimoldi
- GO 433 - Union Special
- GO 439 - Brother
- GO 440 - Yamato
- GO 443 - Juki
- GO 446 - Willcox & Gibbs
- GO 447 - Willcox & Gibbs

- BM 301760/S mm 3,5
- BM 301760/1S mm 4,5
- BM 300110/S mm 3,5
- BM 300145/S mm 4,5
- BM 300102/S
- BM 301755
- = CF U 1016 = Kit x Rimoldi 263 mm 3,5
- = CF U 1017 = Kit x Rimoldi 263 mm 4,5

GO 408

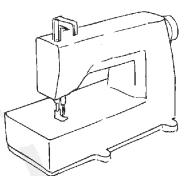
A mm.	B mm.
20	6
24	8
28	10
34	12
38	14
42	16
50	20
60	25
70	30

- BM 301760/S mm 3,5
- BM 301760/1S mm 4,5
- BM 300110/S mm 3,5
- BM 300145/S mm 4,5
- BM 300102/S
- BM 301755
- = CF U 1016 = Kit x Rimoldi 263 mm 3,5
- = CF U 1017 = Kit x Rimoldi 263 mm 4,5

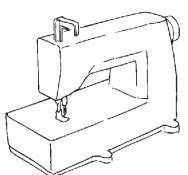
GO 412

A mm.	B mm.
28	6
32	8
35	10
40	12
45	14
50	16

A	B
mm.	
0+15	M
0+15	H

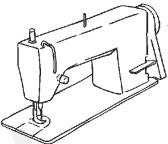


A	B
mm.	
20	M,H
25	M,H
30	M
35	M
40	M




A	B	C
mm.	mm.	
55	20	L,M
70	25	L,M,H
80	30	L,M,H
90	35	L,M,H
100	40	L,M,H

**UNITA' COMPLETA
CF 1900 ***



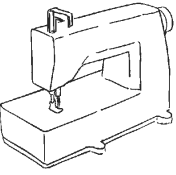
Pfaff 487
Juki DLU 5494
Brother 774



Durkopp 219

GO 265

A	B
mm.	
8+15	M



Rimoldi 263

GO 221

A	
mm.	
22+26	
28+32	
31+35	
34+38	
41+45	

GO 276

A	B	C
mm.	mm.	
80	28	L
85	30	M-H
85	32	L
90	34	L-M-H
95	36	L-M-H
105	43	L-M-H

CF 324 Union Special
CF 326 Rimoldi
CF 327 Singer

GO 329

GS89H-8556

A		
mm.		
25		
30		

GS88C-3101

A	B	C
mm.	mm.	
4	6	M
5	7	M
6	8	M

GS90H - 8699

A mm.	B mm.
83	30

GO 372

P202301

A mm.	B mm.
30	8

UNITA' COMPLETA
CF 2900/1 *

A	B	C
mm.	mm.	
6	10	L
6	11	M
6	13	H
8+12	16	M-H
12+16	20	M-H
18+23	27	M-H

A		
L		
M		
H		

A		
L		
M		
H		

GS88H - 8428

A	B	C
mm.	mm.	mm.
70	30	8
80	35	10

GS90H-8667

A		
mm.		
8		
10		

GO 371

P202301

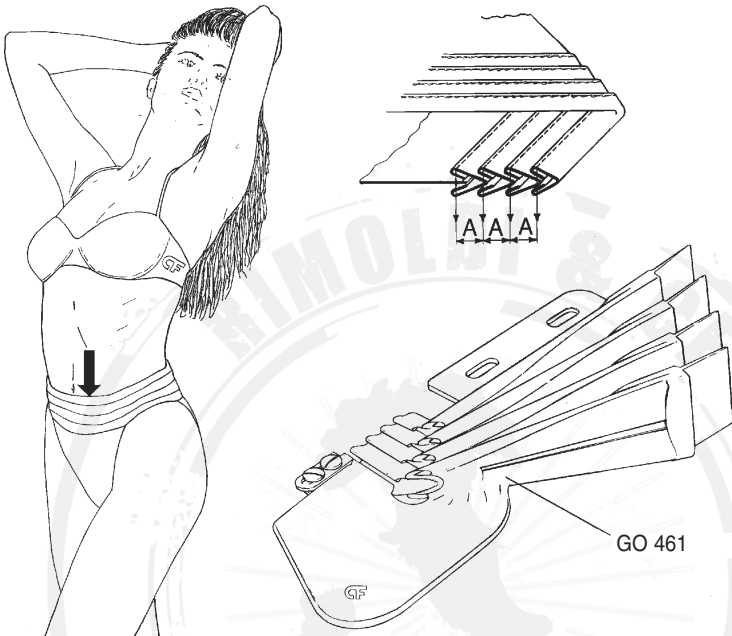
A	B	C
mm.	mm.	
16	4	L
18	4,5	L
20	5	L-M
22	6	M
25	7	M
30	8	M
35	10	M
40	12	M
50	16	M
55	18	M

**UNITA' COMPLETA
CF 2900 ***

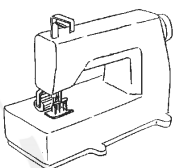
GS86F - 6001

GO 432 - Rimoldi
GO 433 - Union Special
GO 439 - Brother
GO 440 - Yamato
GO 443 - Juki
GO 446 - Willcox & Gibbs
GO 447 - Willcox & Gibbs

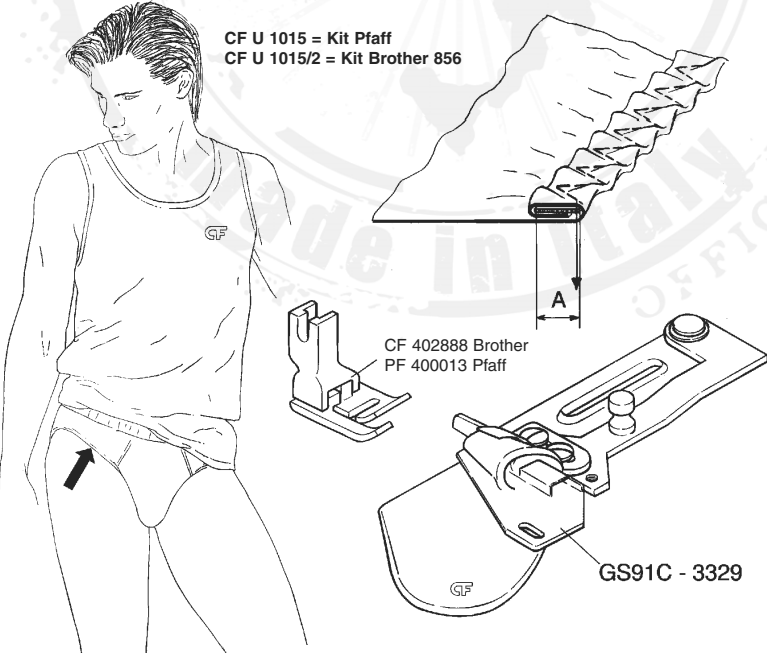
A	B
mm.	mm.
20	8
22	10
25	12



A		
mm.		
4,8		
6,4		
9,6		
UNITA' COMPLETA CF 2200/6 *		



GO 461

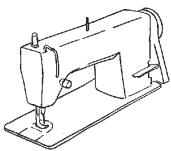


CF U 1015 = Kit Pfaff
CF U 1015/2 = Kit Brother 856

CF 402888 Brother
PF 400013 Pfaff

GS91C - 3329

A	B	C
mm.	mm.	mm.
7		
UNITA' COMPLETA CF 4690 *		



Pfaff 418
Brother 856

A

mm.

12
16
20

UNION SPECIAL 53400

GS93H - 8055

GO 434/2S •

• = CF U 1004

CF 402069 •

US25CD •

US1000/1 •

• CF 224

UNITA' COMPLETA
CF 3710 *

Union special 53400

A			
mm.			
6,4			
UNITA' COMPLETA CF 4611 *			
GLOBAL DN 842 JUKI LH 3128 BROTHER LT2 B841 SINGER 212 A141 AA			

notes