

BIANCHERIA PER LA CASA

HOUSEHOLD TEXTILES

LINGE DE MAISON

WEIßWAREN

ROPA DE CAMA

PRENDA DE HOGAR

**DESCRIZIONE
PAGINA TIPO**

**EXAMPLE
OF PAGE**

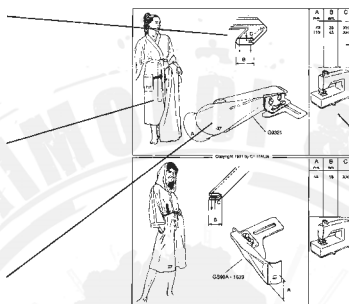
**EXAMPLE
DE PAGE**

**EJEMPLO
DE PAGINA**

disegno lavoro
drawing
croquis
sección trabajo

tipo di lavorazione
kind of work
type de travail
tipo de trabajo

tipo di guida
attachment code
référence
tipo de guía



misure guida
attachment sizes
mesures du guide
medidas de guía

macchina consigliata
suggested machine
machine sugerée
máquina aconsejado

**DESCRIZIONE
SIMBOLI GRAFICI**

**SYMBOL
DESCRIPTIONS**

**DESCRIPTION
DES SYMBOLES**

**DESCRIPCION
DE SIMBOLOS**

	trasporto griffa inferiore bottom feeding entraînement par griffe arrastré diente inferior
	trasporto punta ago needle feeding entraînement par aiguille aguja acompañante
	trasporto griffa inferiore e superiore upper and bottom feeding entraînements supérieur et inférieur arrastré superior e inferior

	triplice trasporto walking foot machine entraînement unisson triple arrastre
	coltello centrale central knife couteau central cuchilla central

NOTE

NOTES

NOTES

NOTAS

Le simbologie che definiscono gli spessori relativi ai materiali sono le seguenti:

- L= Leggero
- M= Medio
- MH= Medio pesante
- H= Pesante
- XH= Extra pesante

Le misure che indicano l'uscita delle guide sono indicative e possono variare a seconda dei materiali usati.

The following symbols are relating to the thickness of the material

- L= Light
- M= Medium
- MH= Medium heavy
- H= Heavy
- XH= Extra heavy

The finished size of the attachment can change depending on the fabric used.

Les symboles suivantes se réfèrent aux épaisseurs des matériaux

- L= Leger
- M= Moyen
- MH= Moyen épais
- H= Epais
- XH= Très épais

La mesure finie peut changer selon les épaisseurs des tissus.

Los simbolos que definen los grosores relativos a los materiales son los siguientes:

- L= Ligero
- M= Medio
- MH= Medio pesado
- H= Pesado
- XH= Extra pesado

Las medidas que indican la salida de las guías son indicativas y pueden variar segun el material usado.

A	B	C
mm.	mm.	
40	12	M
45	14	M
50	16	M
55	18	M

GO 135

Adler 467 - AE - 73

A	B	C
mm.	mm.	
55	20	L,M
70	25	L,M,H
80	30	L,M,H
90	35	L,M,H
100	40	L,M,H

UNITA' COMPLETA
CF 1900*
CF 1905*

GO 265

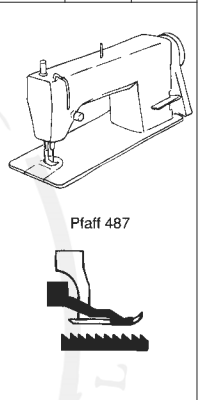
Pfaff 487
Brother 774
Juki DLU 5494
Durkopp 219
Durkopp 275

A	B	
mm.		
10	L	
10	M	
12	H	

**UNITA' COMPLETA
CF 2300 ***

A	B	
mm.		
40	M	
50	M	

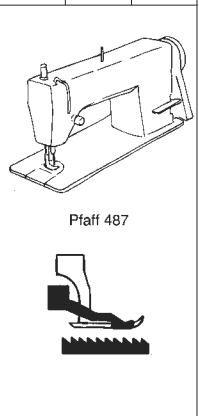
A mm.	B mm.
0+20	0+250



Pfaff 487

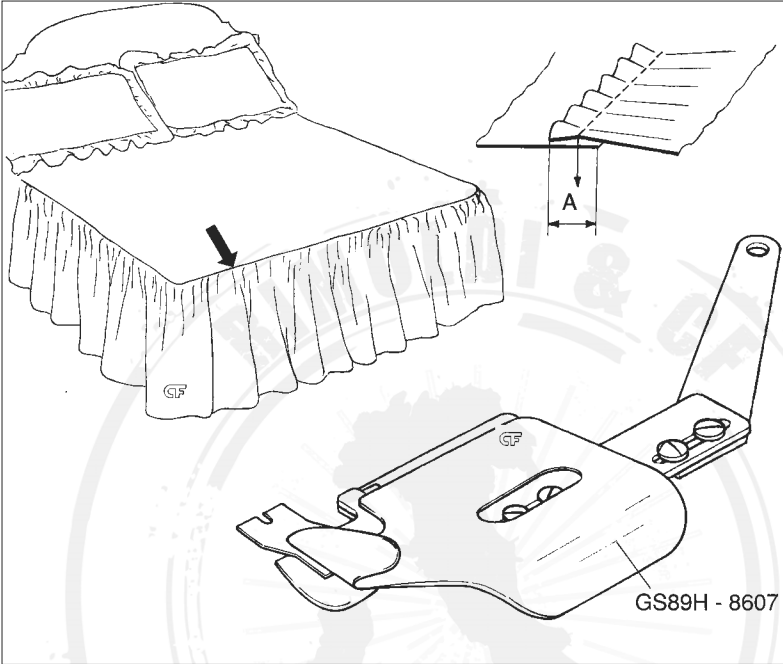
GS91H - 8773

A mm.	B mm.
0+20	0+250

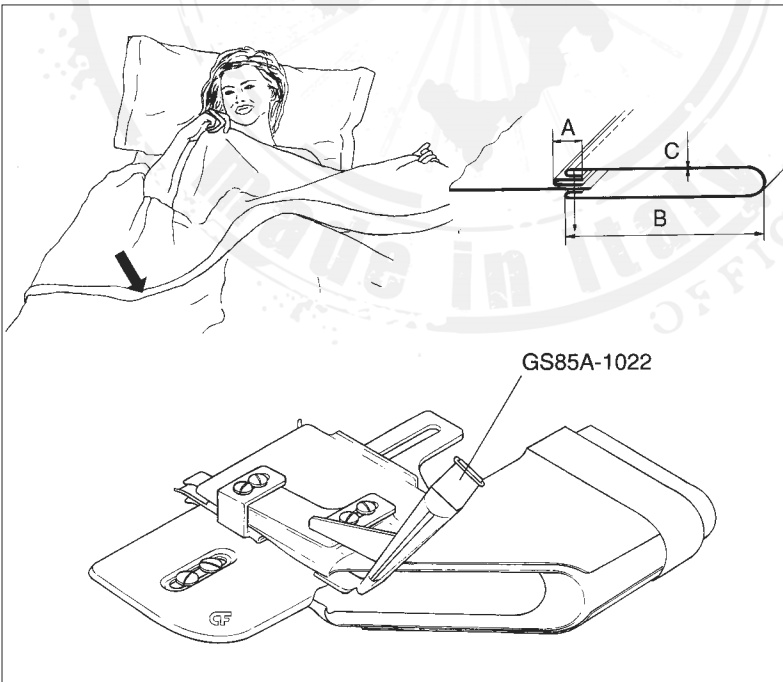


Pfaff 487

GS91H - 8774



A		
mm.		
0+35		
UNITA' COMPLETA CF 2400 *		



A	B	C
mm.	mm.	
10	100	M
10	125	M
UNITA' COMPLETA CF 2500 *		

GO 236 SET

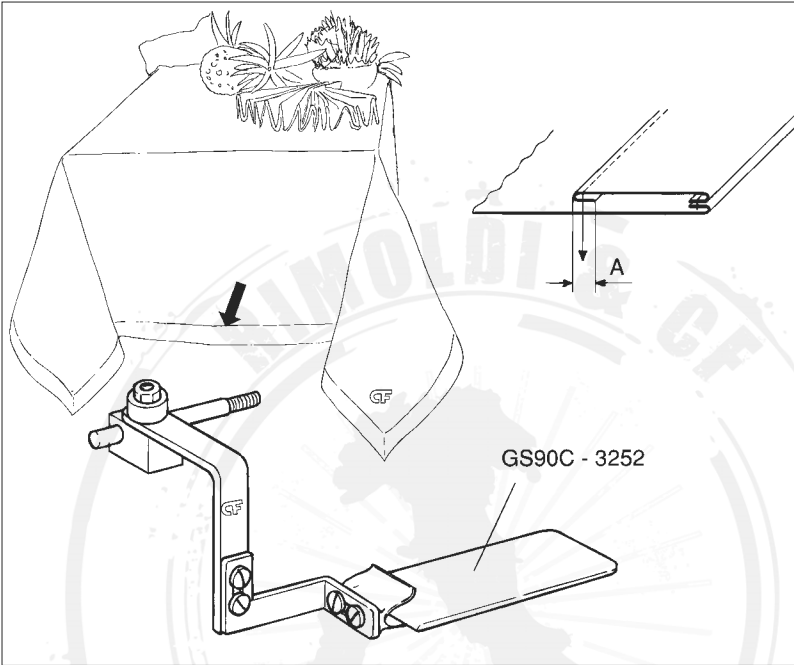
A mm.	B mm.	C
10	30	M
10	40	M
10	50	M
10	70	M

2

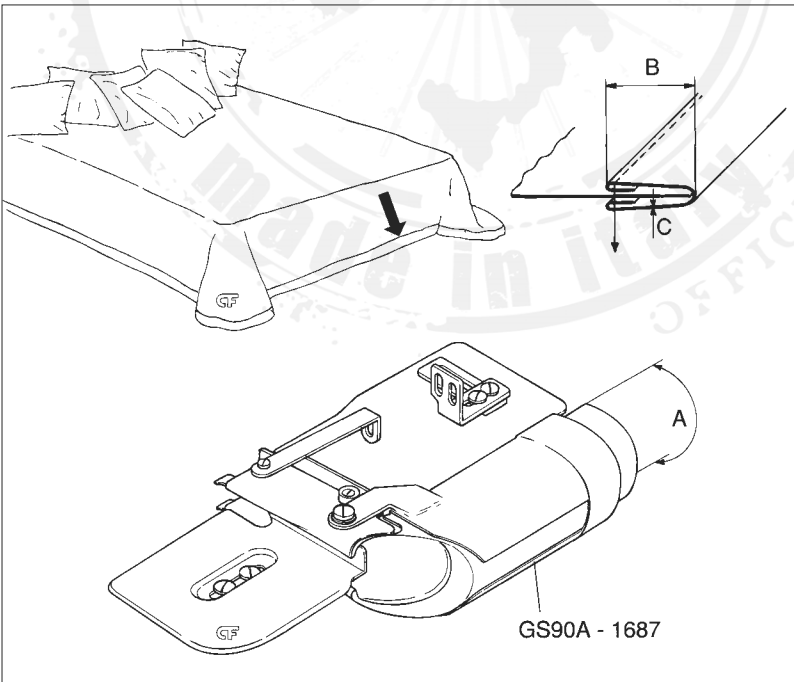
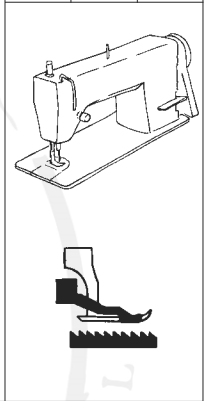
GO 323

A mm.	B mm.	C
55	27	L,M,H
60	30	L,M,H
70	35	L,M,H

UNITA' COMPLETA
CF 2505 *

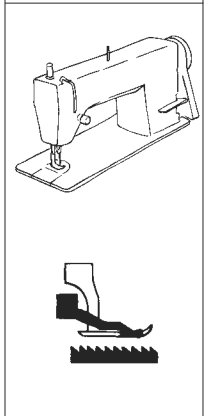


A		
mm.		
10		



A	B	C
mm.	mm.	
120	50	M
130	55	M
140	60	M

UNITA' COMPLETA
CF 1906 *



GS90H - 8731

A mm.	B
0÷100	M

GS90C - 3284

A mm.	B	C mm.
12	M	8

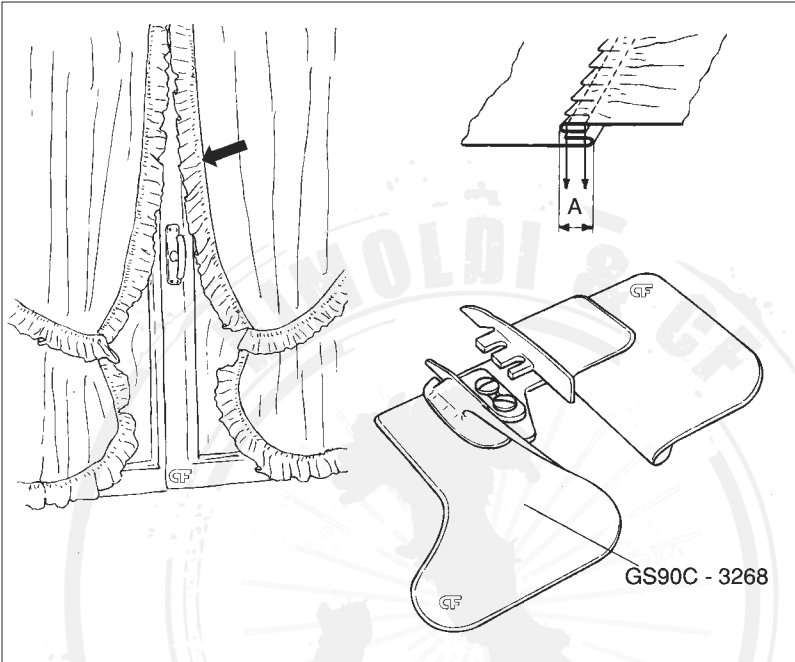
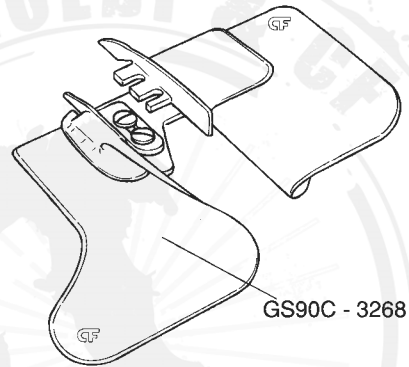
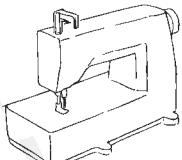
GO 232

A	B
mm.	
30+65	M

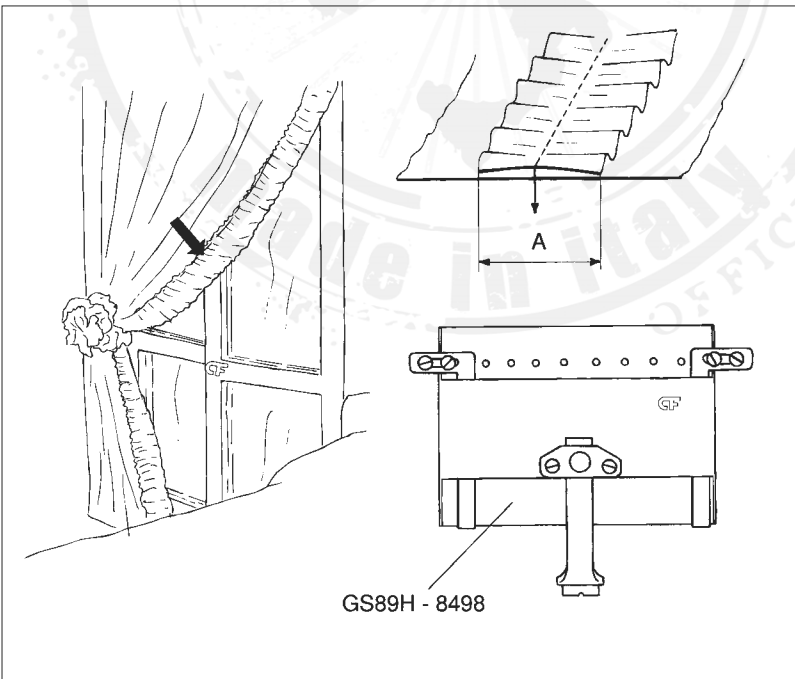
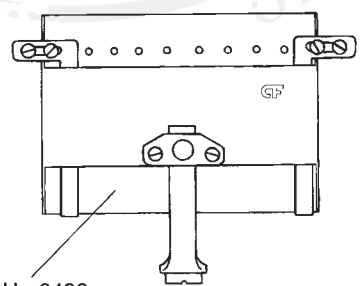
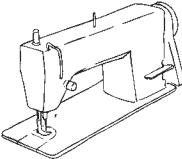

GO 233

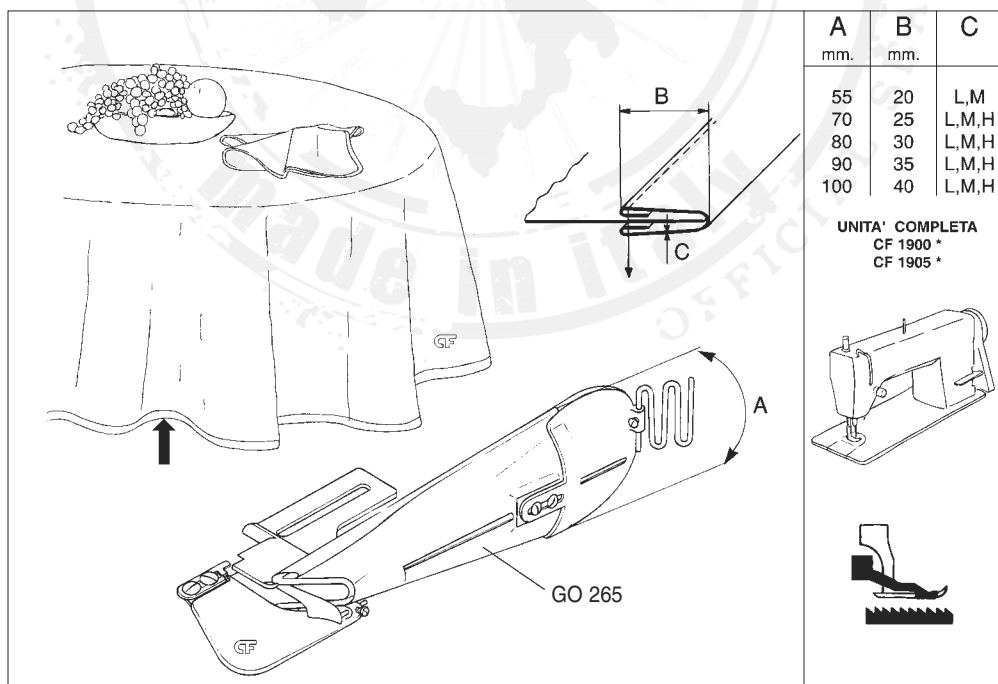
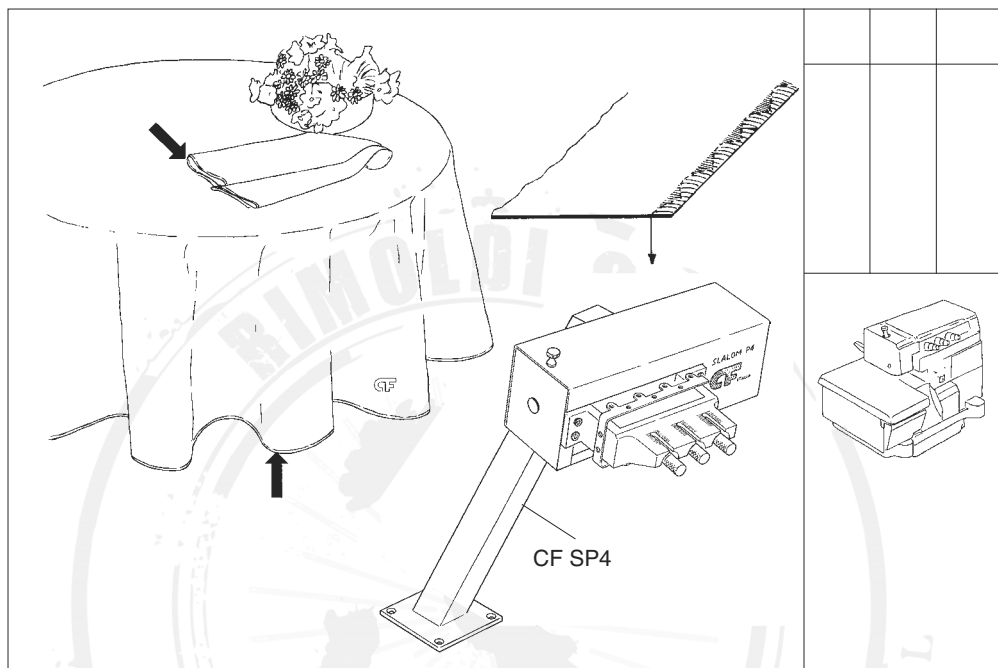
A	B
mm.	
10+40 40+80	L L

Cornely 10,12,62

	A mm.	
	10	
 <p>GS90C - 3268</p>	 <p>Union Special 59300</p>	

2

	A mm.	
	0+150	
 <p>GS89H - 8498</p>	 	



A mm.	B mm.	C mm.
20	5	4
22	6	4
25	7	4, 5, 6
28	8	4, 6
30	9	5, 6
35	11	6, 8

A mm.	B
2	M
3	M

A mm.	B	
6	M	
8	M	
10	M	

A mm.	B mm.	C
40	20	M

A mm.	B	
15	XH	
20	XH	
25	XH	
30	XH	
35	XH	
40	XH	

A mm.	B	
0+32	M	
0+32	H	
0+42	M	
0+42	H	

Technical drawing showing the construction of a pocket for a bathrobe. The drawing includes a side view of the pocket with dimensions A and B. Dimension A is the width of the pocket, and dimension B is the height of the pocket. The drawing also shows a top view of the pocket construction.

A	B
mm.	
45	XH

Technical drawing showing the construction of a pocket for a bathrobe. The drawing includes a side view of the pocket with dimensions A and B. Dimension A is the width of the pocket, and dimension B is the height of the pocket. The drawing also shows a top view of the pocket construction.

GS91A - 1724

Technical drawing showing the construction of a pocket for a bathrobe. The drawing includes a side view of the pocket with dimensions A, B, and C. Dimension A is the width of the pocket, dimension B is the height of the pocket, and dimension C is the depth of the pocket. The drawing also shows a top view of the pocket construction.

A	B	C
45	15	XH

GS91A - 1705

CF 324 Union Special
CF 326 Rimoldi
CF 327 Singer

GO 328

A mm.	B mm.	C
90	30	XH
100	35	XH
110	40	XH
120	45	XH

GO 376

GO 377

A mm.	B mm.	C
20	15	XH
30	15	XH
45	15	XH

A mm.	B mm.	C
70 110	25 45	XH XH

GO 321

A mm.	B mm.	C
55	15	XH

GS90A - 1639

GO 159A - Singer
 GO 159B - Singer
 GO 159C - Union Special
 GO 159E - Necchi
 GO 159D - Union Special
 GO 159G - Rimoldi
 GO 159F - Brother

A	B	
mm.		
4,8	L	
4,8	M	
4,8	MH	
4,8	H	
6,4	L	
6,4	M	
6,4	MH	
6,4	H	
6,4	HX	

GS90H - 8726

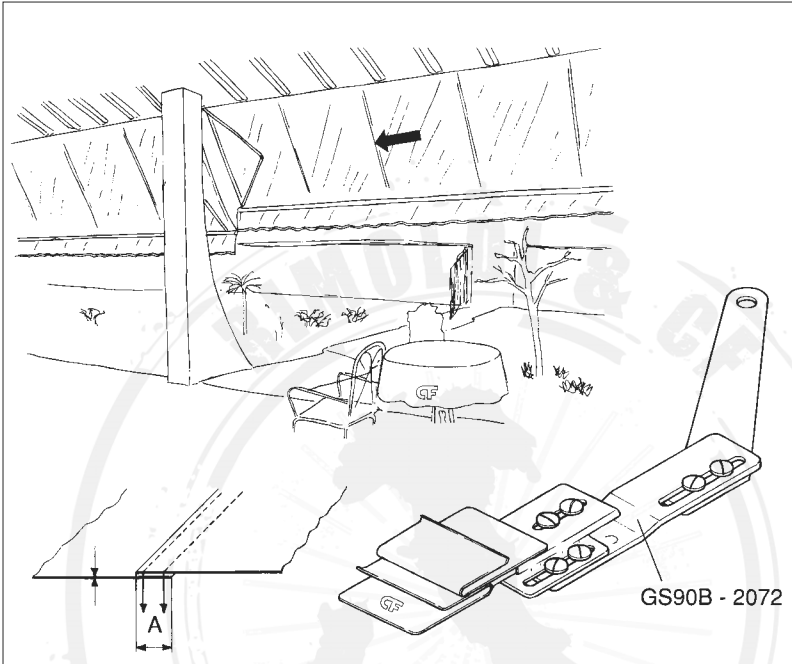
A	B	C
mm.	mm.	
30	11	XH

GS90A - 1652

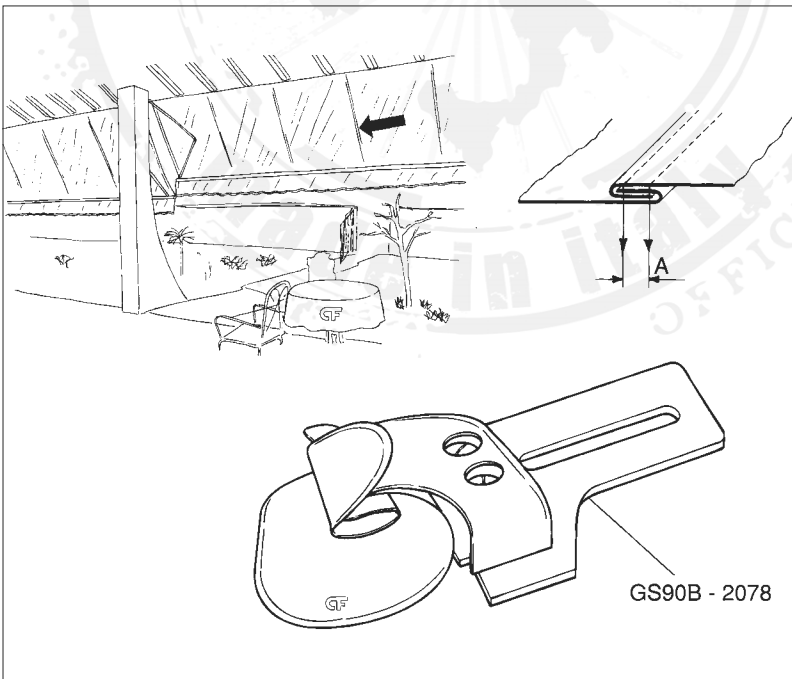
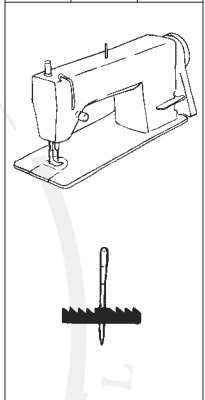
A	B
mm.	mm.
45	12

GS87C - 3052

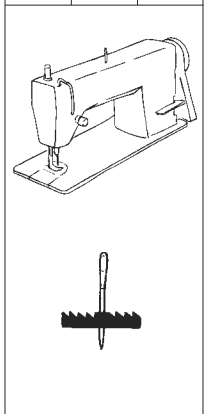
A	B
mm.	
30	XH
35	XH
40	XH
45	XH



A		
mm.		
10+28		

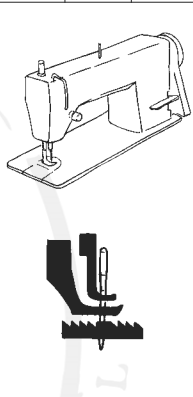


A		
mm.		
8		
10		
12		
14		
16		



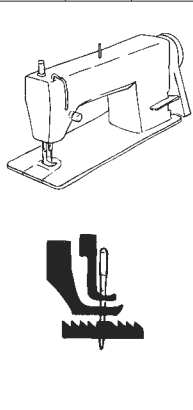
GS91C - 3312

A	mm.	
30+70		



GS87C - 3093

A	mm.	
20+70		



GS90C - 3260

A mm.		
5		
6		
7		
8		

GS88C - 3136

A mm.		
5		
6		
7		
8		

GS89A - 1390

GO 922

A mm.	B mm.	C mm.
18	9	4
20	10	4
22	11	4
24	12	4
26	13	4

A	B	C
mm.	mm.	
80	25	M
65	20	M

GS91A - 1726

A	B	C
mm.	mm.	
65	20	M

GS88H - 8426

GS90C - 3260/1


A mm.		
5		
6		
7		
8		

GS88C - 3136/1

A mm.		
5		
6		
7		
8		

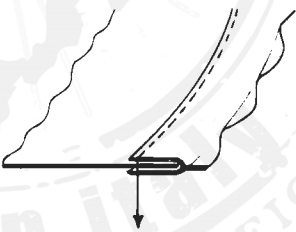
A mm.	B mm.	C
25	12	M
30	15	M
35	17	M

Adler 467 - AE - 73



GO 136

2



GS97G - 7134

